佛山市睿锋照明有限公司
http://www.rayvenlights.com.cn
Tel:86-757-63832372
Fax:86-757-81992180

报告编号: 测试时间: 2019-03-19 10:54

产品特征

灯具制造厂商:
发光面长度(mm): 162 发光面宽度(mm): 72
电压: 240.0 V 电流: 0.173 A
功率: 40.22 W 功率因数: 0.966

光度结果

灯具CIE分类: 直接型 额定光通量: 4172.3 lm
灯具光通量: 4172.3 lm 灯具效率: 100%
下射光通量比: 100% 上射光通量比: 0%
有效光束角(C0/C180,C90/C270,C45/C225,C135/315): 102.5, 135.2, 118.4, 117.7
半峰边角(C0/C180,C90/C270,C45/C225,C135/315): 86.0, 104.6, 100.1, 99.7
灯具光效等级(LER): 103.79 中心光强: 2098.66 cd
峰值光强: 2103.82 cd 峰值光强位置: H180 V2
S/MH(C0/C180): 1.19 S/MH(C90/C270): 1.24

灯具实物照片



配光曲线

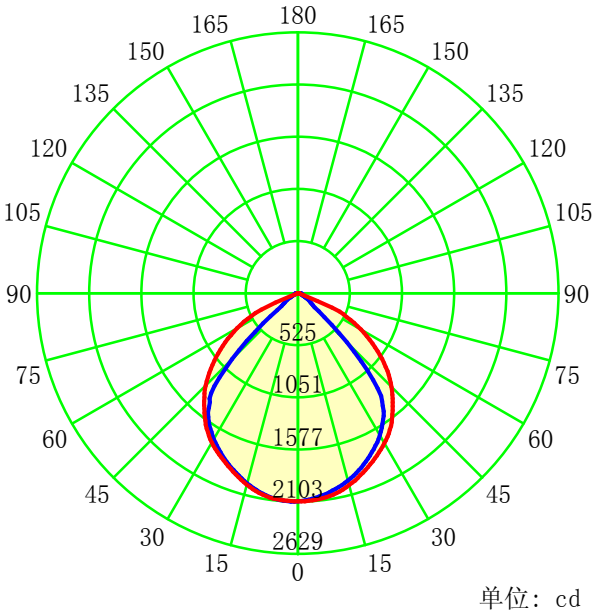

单位: cd

C0-C180 C90-C270

C 平面 (°):0.0-360.0: 45.0 Gamma 平面 (°):0.0-90.0:1.0
测试单位: 测试设备: GPM-1600
测试类型: TYPE C 测试距离: 7.517 m
环境温度: 环境湿度:
测 试 员: 核 验:

配光曲线

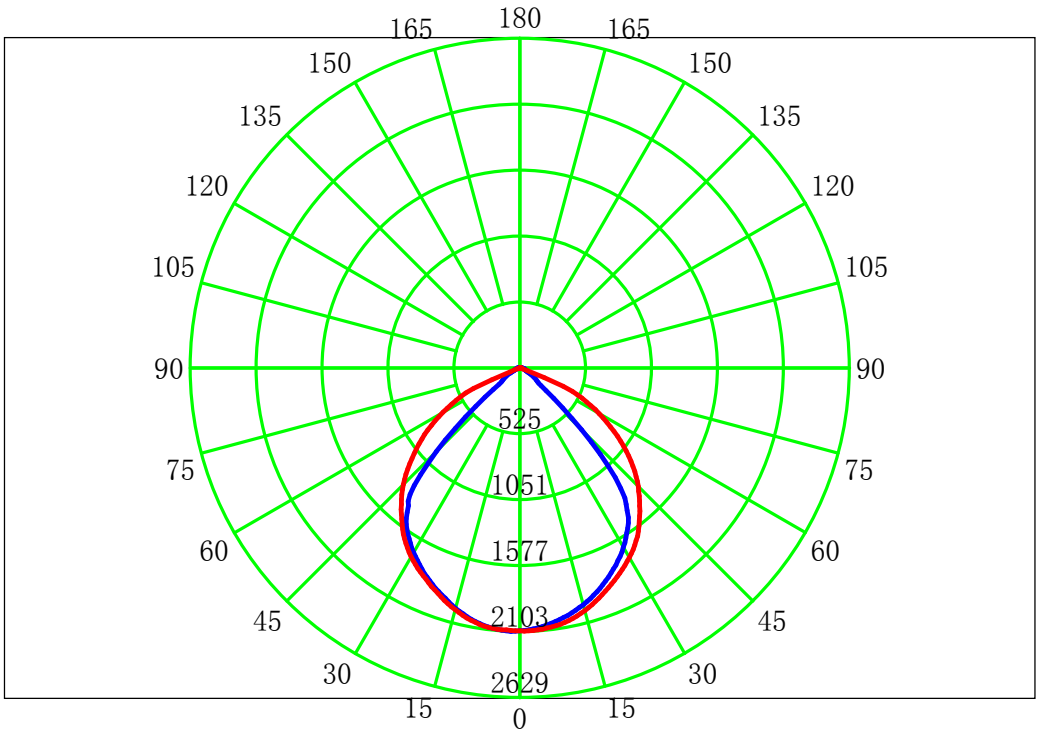

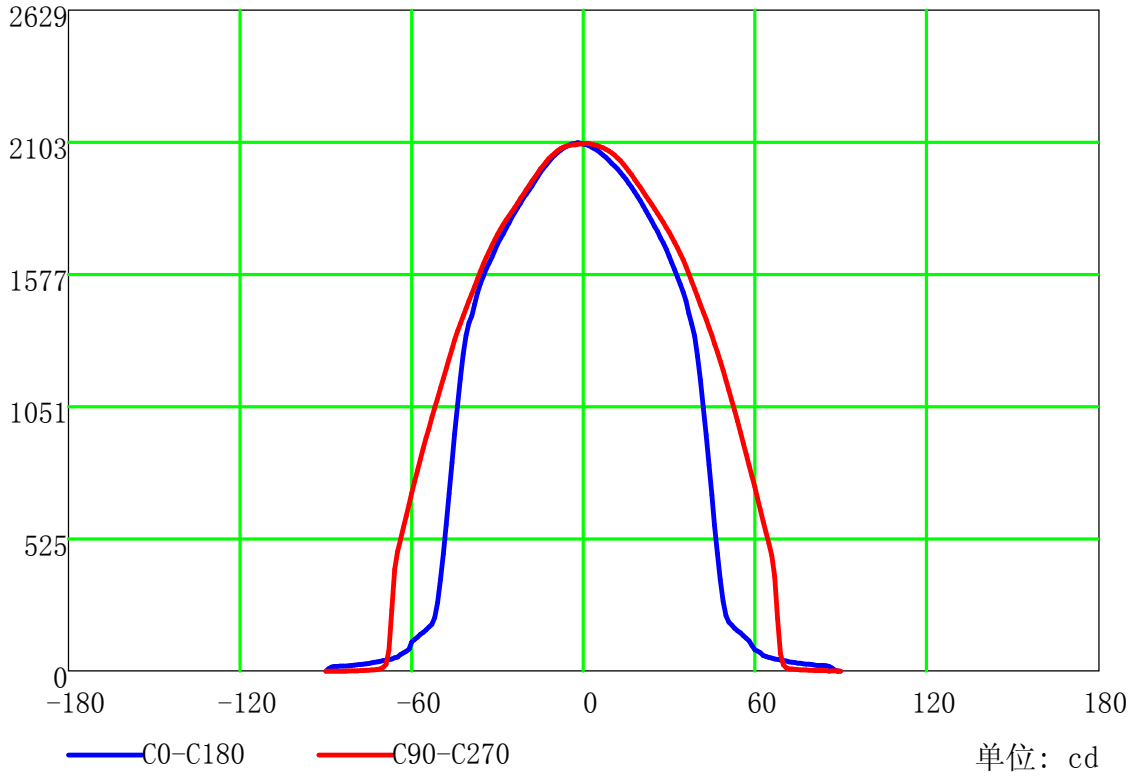

单位：cd

C 平面 (°):0.0-360.0: 45.0
测试单位:
测试类型: TYPE C
环境温度:
测 试 员:

Gamma 平面 (°):0.0-90.0:1.0
测试设备: GPM-1600
测试距离: 7.517 m
环境湿度:
核 验:

灯具等光强图（矩形）

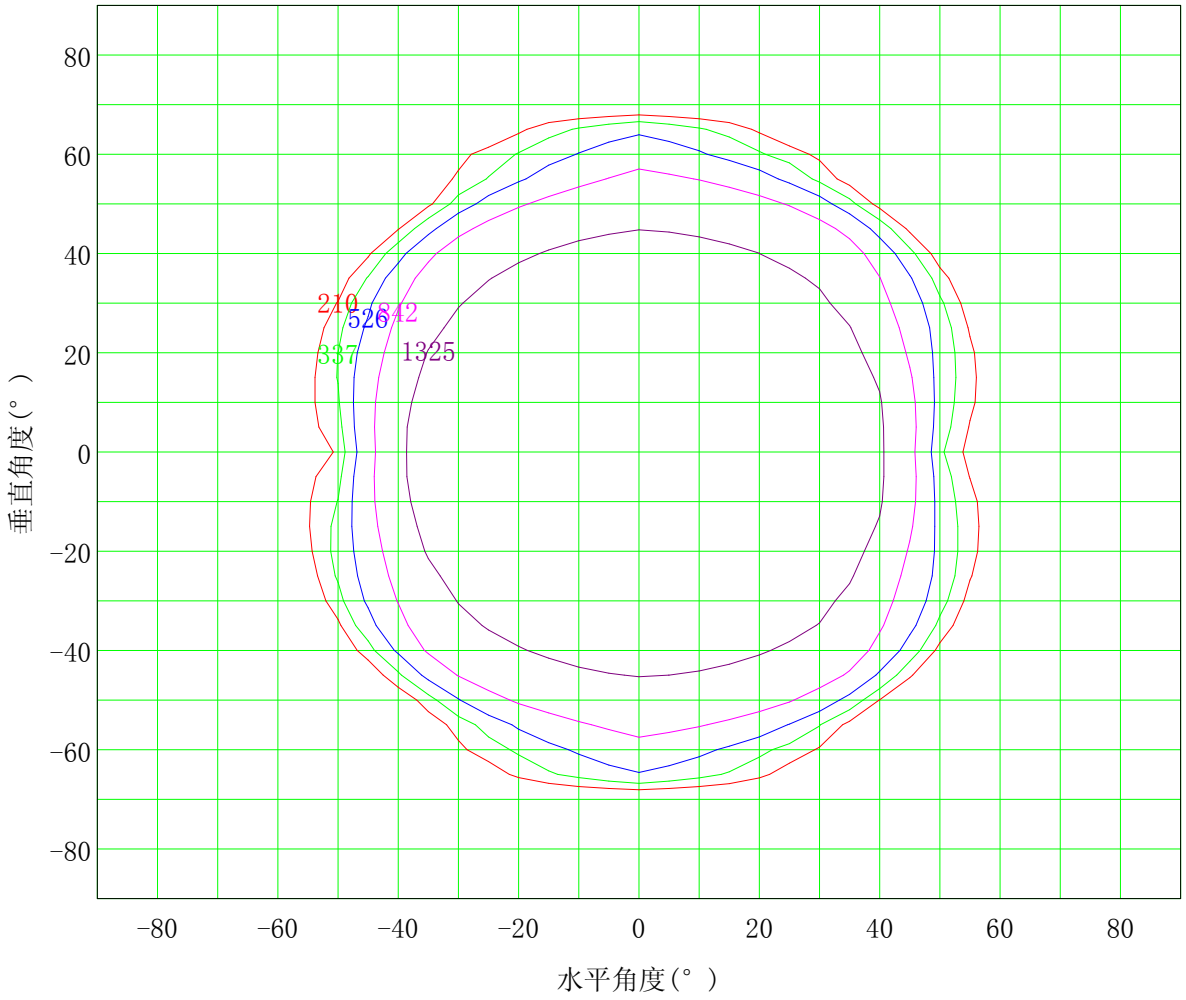

Imax (100%): 2104 cd

(10%): 210 cd	(16%): 337 cd
(25%): 526 cd	(40%): 842 cd
(63%): 1325 cd	(100%): 2104 cd

C 平面 (°):0.0-360.0: 45.0
测试单位:
测试类型: TYPE C
环境温度:
测 试 员:

Gamma 平面 (°):0.0-90.0:1.0
测试设备: GPM-1600
测试距离: 7.517 m
环境湿度:
核 验:

水平面等照度曲线

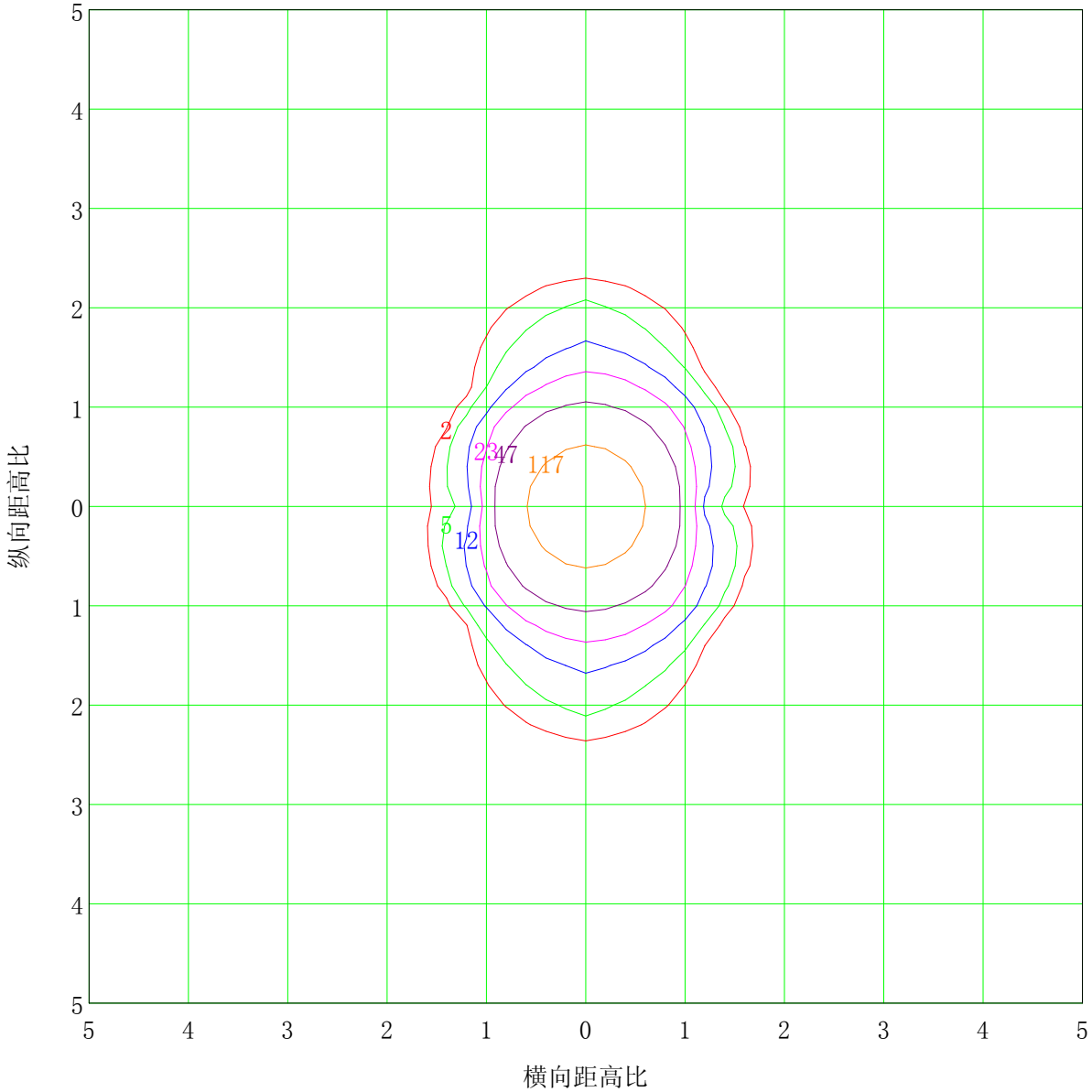

安装高度: 3.0m 最大照度值(100%): 233.5 lx

(1%): 2.3 lx	(2%): 4.7 lx
(5%): 11.7 lx	(10%): 23.3 lx
(20%): 46.7 lx	(50%): 116.7 lx
(100%): 233.5 lx	

C 平面 (°):0.0-360.0: 45.0
测试单位:
测试类型: TYPE C
环境温度:
测 试 员:

Gamma 平面 (°):0.0-90.0:1.0
测试设备: GPM-1600
测试距离: 7.517 m
环境湿度:
核 验:

照度距离关系图

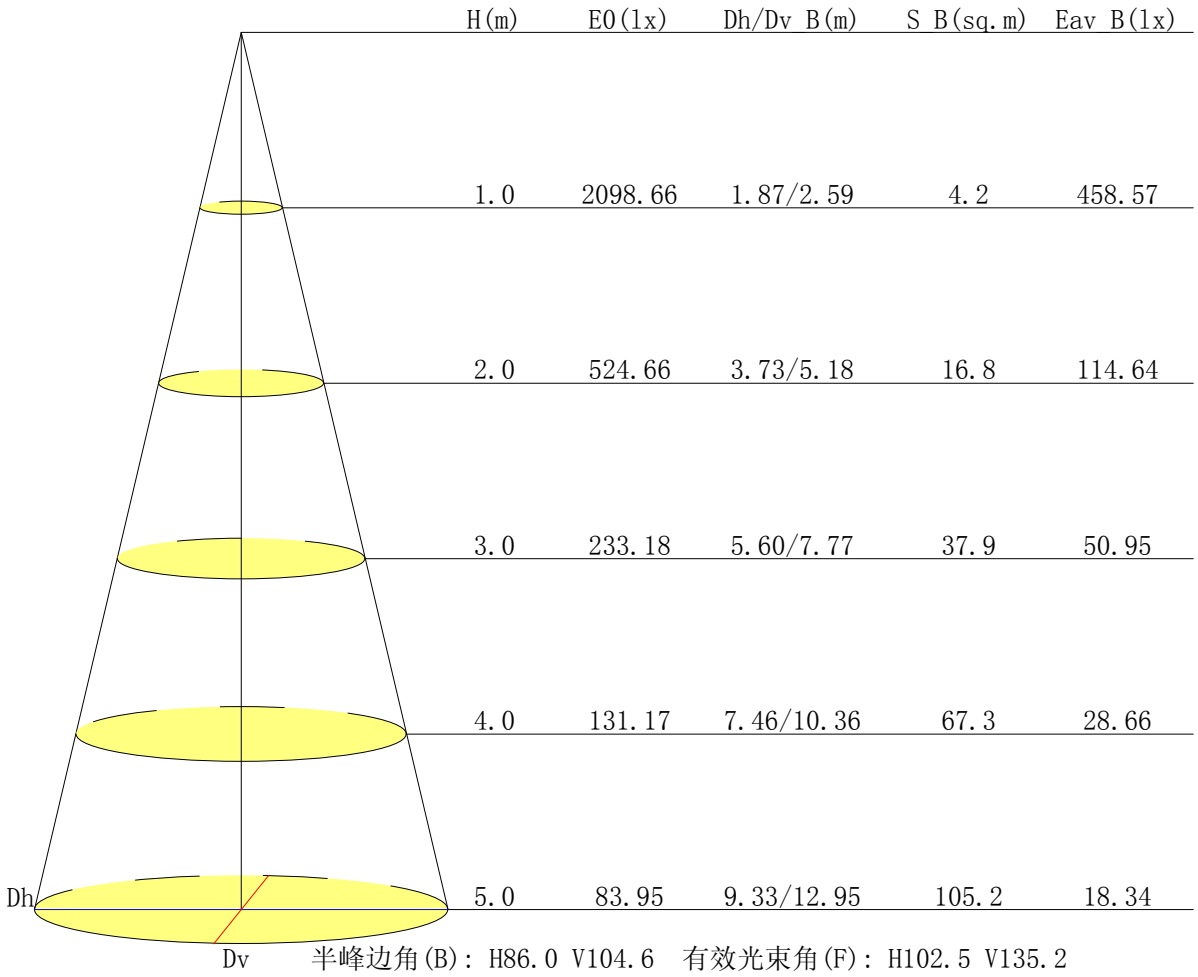

半峰边角(B): H86.0 V104.6 有效光束角(F): H102.5 V135.2

C 平面 (°):0.0-360.0: 45.0
测试单位:
测试类型: TYPE C
环境温度:
测 试 员:

Gamma 平面 (°):0.0-90.0:1.0
测试设备: GPM-1600
测试距离: 7.517 m
环境湿度:
核 验:

UGR 表

反射率:											
	天花板	0.7	0.7	0.5	0.5	0.3	0.7	0.7	0.5	0.5	0.3
	墙面	0.5	0.3	0.5	0.3	0.3	0.5	0.3	0.5	0.3	0.3
	工作面	0.2	0.2	0.2	0.2	0.2	0.2	0.2	0.2	0.2	0.2
房间尺寸		横向					纵向				
X=2H	Y=2H	25.3	26.5	25.6	26.7	27.0	29.2	30.3	29.4	30.5	30.8
	3H	25.3	26.3	25.6	26.6	26.8	29.4	30.5	29.7	30.7	31.0
	4H	25.2	26.2	25.6	26.5	26.8	29.3	30.3	29.7	30.6	30.9
	6H	25.2	26.1	25.6	26.4	26.7	29.3	30.2	29.6	30.5	30.8
	8H	25.2	26.1	25.6	26.4	26.7	29.2	30.1	29.6	30.4	30.7
	12H	25.2	26.1	25.6	26.4	26.7	29.2	30.0	29.6	30.3	30.7
X=4H	Y=2H	25.4	26.4	25.8	26.7	27.0	29.0	30.0	29.3	30.3	30.5
	3H	25.4	26.2	25.7	26.5	26.9	29.3	30.1	29.6	30.4	30.7
	4H	25.4	26.1	25.8	26.4	26.8	29.2	29.9	29.6	30.3	30.6
	6H	25.4	26.0	25.8	26.4	26.8	29.1	29.8	29.5	30.1	30.5
	8H	25.4	26.0	25.9	26.4	26.8	29.1	29.7	29.5	30.1	30.5
	12H	25.5	26.0	25.9	26.4	26.9	29.1	29.6	29.5	30.0	30.4
X=8H	Y=4H	25.3	25.9	25.7	26.3	26.7	29.1	29.7	29.5	30.1	30.5
	6H	25.4	25.8	25.8	26.3	26.7	29.0	29.5	29.5	29.9	30.4
	8H	25.4	25.8	25.9	26.3	26.8	29.0	29.4	29.5	29.9	30.3
	12H	25.6	25.9	26.1	26.4	26.9	29.0	29.3	29.5	29.8	30.3
X=12H	Y=4H	25.3	25.8	25.7	26.2	26.6	29.1	29.6	29.5	30.0	30.4
	6H	25.3	25.7	25.8	26.2	26.7	29.0	29.4	29.5	29.9	30.3
	8H	25.4	25.8	25.9	26.2	26.7	29.0	29.3	29.5	29.8	30.3
不同间距下随观察位置不同的变化量											
S=1.0H		+1.8/-5.0					+0.7/-1.1				
S=1.5H		+3.1/-7.2					+1.1/-2.2				
S=2.0H		+4.4/-8.2					+3.2/-11.8				

依据CIE Pub.117计算,表格已按4172lm光源光通量进行修正(8log(F/F0) = 5.0).

C 平面 (°):0.0-360.0: 45.0
测试单位:
测试类型: TYPE C
环境温度:
测 试 员:

Gamma 平面 (°):0.0-90.0:1.0
测试设备: GPM-1600
测试距离: 7.517 m
环境湿度:
核 验:

光强分布数据表格

单位: cd

G\C	C0.0	C45.0	C90.0	C135.0	C180.0	C225.0	C270.0	C315.0	C360.0	
G0.0	2098.7	2098.7	2098.7	2098.7	2098.7	2098.7	2098.7	2098.7	2098.7	
G1.0	2096.0	2098.9	2100.9	2102.4	2101.2	2099.0	2098.2	2095.2	2096.0	
G2.0	2091.3	2093.0	2099.1	2102.3	2103.8	2099.7	2096.2	2090.6	2091.3	
G3.0	2085.9	2091.2	2096.8	2100.6	2099.3	2098.2	2093.9	2088.4	2085.9	
G4.0	2079.5	2087.0	2094.7	2099.7	2097.8	2094.4	2093.8	2085.1	2079.5	
G5.0	2072.8	2083.4	2091.7	2096.7	2093.5	2092.1	2091.7	2080.6	2072.8	
G6.0	2063.4	2078.9	2087.1	2093.9	2088.5	2089.1	2089.1	2074.8	2063.4	
G7.0	2052.9	2071.3	2083.0	2091.3	2081.2	2086.6	2084.9	2068.0	2052.9	
G8.0	2044.4	2064.5	2076.8	2087.4	2073.1	2082.2	2079.4	2058.1	2044.4	
G9.0	2033.0	2056.5	2070.6	2079.9	2063.7	2077.3	2070.9	2048.5	2033.0	
G10.0	2020.8	2046.3	2062.8	2073.8	2053.6	2069.6	2061.0	2039.1	2020.8	
G11.0	2010.8	2037.5	2053.1	2064.3	2042.6	2061.4	2051.3	2028.7	2010.8	
G12.0	1998.4	2025.9	2042.0	2055.2	2028.4	2053.1	2040.3	2017.8	1998.4	
G13.0	1985.1	2015.7	2031.3	2044.7	2014.1	2042.1	2026.9	2005.4	1985.1	
G14.0	1970.5	2001.6	2018.0	2032.8	1999.9	2028.3	2012.0	1991.1	1970.5	
G15.0	1956.6	1985.9	2004.3	2019.8	1985.3	2014.9	1998.3	1974.0	1956.6	
G16.0	1941.1	1970.9	1989.5	2006.2	1968.5	1999.4	1982.8	1959.0	1941.1	
G17.0	1925.8	1954.2	1975.5	1991.7	1951.0	1984.0	1966.1	1940.2	1925.8	
G18.0	1908.4	1936.0	1957.8	1975.0	1931.9	1967.3	1950.0	1922.7	1908.4	
G19.0	1890.1	1919.4	1941.8	1957.0	1914.7	1946.2	1932.3	1905.8	1890.1	
G20.0	1872.9	1900.2	1925.8	1938.9	1898.7	1925.8	1915.4	1888.3	1872.9	
G21.0	1851.9	1882.0	1908.4	1920.8	1882.7	1904.0	1897.5	1868.5	1851.9	
G22.0	1831.9	1862.5	1891.1	1902.0	1862.5	1883.7	1881.7	1849.7	1831.9	
G23.0	1811.8	1842.8	1873.8	1882.8	1844.5	1863.5	1863.0	1828.3	1811.8	
G24.0	1791.1	1822.9	1857.8	1862.1	1825.2	1841.1	1844.7	1806.4	1791.1	
G25.0	1769.4	1802.1	1839.2	1841.8	1806.6	1819.7	1828.5	1782.2	1769.4	
G26.0	1750.3	1780.3	1822.1	1820.8	1784.0	1798.4	1812.1	1760.8	1750.3	
G27.0	1725.4	1758.8	1803.4	1799.6	1763.2	1777.4	1794.4	1736.8	1725.4	
G28.0	1704.7	1734.9	1785.7	1778.2	1740.3	1754.4	1777.3	1712.9	1704.7	
G29.0	1680.4	1711.5	1766.1	1758.3	1721.2	1734.1	1758.3	1686.6	1680.4	
G30.0	1652.9	1686.4	1747.3	1735.0	1700.0	1710.3	1738.1	1660.7	1652.9	
G31.0	1626.7	1660.9	1728.7	1712.8	1675.6	1686.9	1716.8	1634.4	1626.7	
G32.0	1599.4	1636.3	1707.0	1688.7	1648.8	1663.1	1694.5	1608.0	1599.4	
G33.0	1569.9	1609.1	1685.7	1665.3	1624.6	1638.8	1670.2	1581.9	1569.9	
G34.0	1540.4	1584.3	1661.5	1641.2	1601.0	1613.6	1646.5	1556.0	1540.4	
G35.0	1509.2	1556.4	1638.2	1617.3	1572.5	1587.6	1620.3	1527.4	1509.2	
G36.0	1474.2	1527.3	1610.1	1591.9	1542.3	1559.2	1591.1	1499.3	1474.2	

C 平面 (°):0.0-360.0: 45.0
测试单位:
测试类型: TYPE C
环境温度:
测 试 员:

Gamma 平面 (°):0.0-90.0:1.0
测试设备: GPM-1600
测试距离: 7.517 m
环境湿度:
核 验:

光强分布数据表格（续 1）

单位：cd

G\C	C0.0	C45.0	C90.0	C135.0	C180.0	C225.0	C270.0	C315.0	C360.0	
G37.0	1423.1	1500.5	1581.0	1562.6	1506.7	1529.2	1561.9	1470.5	1423.1	
G38.0	1380.6	1470.7	1550.5	1533.8	1461.9	1501.0	1532.0	1440.0	1380.6	
G39.0	1333.9	1438.6	1521.0	1505.6	1414.7	1471.9	1502.3	1406.8	1333.9	
G40.0	1254.2	1407.3	1490.8	1475.5	1386.8	1440.2	1474.3	1373.0	1254.2	
G41.0	1160.0	1374.5	1458.5	1443.3	1337.0	1410.5	1443.2	1339.3	1160.0	
G42.0	1050.4	1339.0	1429.4	1412.5	1261.0	1375.8	1412.6	1301.7	1050.4	
G43.0	941.1	1303.3	1399.7	1378.2	1163.8	1344.4	1382.8	1266.6	941.1	
G44.0	821.3	1268.3	1366.9	1345.1	1054.3	1309.7	1351.9	1229.6	821.3	
G45.0	700.1	1232.2	1336.7	1309.3	943.6	1273.6	1316.8	1192.4	700.1	
G46.0	580.9	1196.5	1304.0	1273.3	829.7	1237.5	1281.2	1152.3	580.9	
G47.0	470.5	1156.9	1270.2	1235.1	707.7	1200.7	1243.3	1109.9	470.5	
G48.0	364.3	1112.0	1234.9	1198.3	584.4	1160.8	1204.5	1064.2	364.3	
G49.0	278.6	1073.6	1197.5	1155.6	467.2	1115.7	1164.1	992.9	278.6	
G50.0	221.1	1011.4	1157.3	1115.6	364.9	1082.7	1126.1	904.9	221.1	
G51.0	195.8	932.0	1117.8	1077.8	272.9	1039.1	1086.0	810.0	195.8	
G52.0	184.5	846.5	1077.3	1023.2	212.7	970.9	1048.9	716.2	184.5	
G53.0	171.7	754.3	1037.7	943.7	186.9	886.9	1009.2	616.3	171.7	
G54.0	161.0	650.6	995.8	857.4	176.1	794.7	966.6	506.3	161.0	
G55.0	153.1	544.0	952.3	760.1	164.3	698.0	929.4	405.3	153.1	
G56.0	141.5	443.7	907.6	656.0	154.7	591.7	887.3	307.1	141.5	
G57.0	131.7	342.8	864.0	550.8	146.6	486.7	842.8	222.6	131.7	
G58.0	121.4	255.3	820.0	445.5	135.8	381.4	798.3	151.0	121.4	
G59.0	102.1	176.3	776.5	342.9	126.3	283.3	753.9	113.0	102.1	
G60.0	86.2	124.3	734.0	254.5	116.2	198.0	708.2	100.2	86.2	
G61.0	80.6	100.6	689.5	172.7	88.3	130.4	664.0	88.9	80.6	
G62.0	74.5	89.5	643.2	118.4	79.5	97.3	617.6	78.8	74.5	
G63.0	63.2	78.3	596.6	96.9	72.9	87.0	571.7	71.8	63.2	
G64.0	59.7	70.1	552.5	86.6	67.0	76.2	522.7	65.4	59.7	
G65.0	55.7	63.6	509.3	75.4	56.3	66.5	476.3	60.1	55.7	
G66.0	53.1	58.0	459.8	66.4	53.6	59.7	405.8	54.8	53.1	
G67.0	49.6	53.0	377.1	59.5	49.7	54.1	245.6	43.9	49.6	
G68.0	47.9	43.2	210.9	54.6	46.9	49.3	83.3	41.5	47.9	
G69.0	44.7	40.0	70.5	49.7	44.2	39.0	27.4	38.3	44.7	
G70.0	42.4	37.2	26.5	39.9	42.3	36.0	15.8	34.7	42.4	
G71.0	40.9	33.5	14.6	37.1	39.5	32.8	9.3	32.9	40.9	
G72.0	38.0	31.7	9.2	34.5	37.4	29.9	7.7	31.1	38.0	
G73.0	36.5	31.2	9.2	31.2	36.0	27.9	6.2	29.6	36.5	

C 平面（°）:0.0-360.0: 45.0
测试单位:
测试类型: TYPE C
环境温度:
测 试 员:

Gamma 平面（°）:0.0-90.0:1.0
测试设备: GPM-1600
测试距离: 7.517 m
环境湿度:
核 验:

光强分布数据表格（续 2）

单位：cd

G\C	C0.0	C45.0	C90.0	C135.0	C180.0	C225.0	C270.0	C315.0	C360.0	
G74.0	35.1	29.9	7.7	29.5	33.3	26.4	5.3	28.1	35.1	
G75.0	32.9	27.0	6.9	27.8	31.8	25.0	4.6	26.8	32.9	
G76.0	32.0	25.7	6.3	26.3	30.4	23.7	4.0	25.6	32.0	
G77.0	30.6	25.8	5.7	24.8	28.4	23.8	3.3	24.3	30.6	
G78.0	28.9	24.4	5.4	23.6	27.1	21.3	2.8	23.3	28.9	
G79.0	28.0	23.5	4.6	22.4	26.1	20.2	2.3	22.2	28.0	
G80.0	27.3	21.1	4.1	21.2	24.4	19.2	1.9	21.4	27.3	
G81.0	24.7	21.5	3.8	20.2	23.5	18.2	1.6	20.5	24.7	
G82.0	24.2	20.8	3.4	19.2	22.7	17.5	1.4	19.8	24.2	
G83.0	23.7	18.6	3.2	18.4	21.6	16.7	1.2	19.2	23.7	
G84.0	23.2	17.8	2.8	17.5	21.2	16.1	1.0	18.4	23.2	
G85.0	22.8	18.4	2.6	16.8	20.7	15.4	0.8	17.6	22.8	
G86.0	20.2	16.3	1.0	16.1	20.3	14.8	0.5	15.7	20.2	
G87.0	12.8	15.1	2.2	15.5	20.1	14.0	0.2	8.8	12.8	
G88.0	3.9	10.0	1.9	14.7	17.1	12.3	0.0	0.0	3.9	
G89.0	0.0	1.5	1.3	13.4	10.6	5.9	0.0	0.0	0.0	
G90.0	0.0	0.0	0.0	8.5	0.9	0.0	0.0	0.0	0.0	

C 平面（°）:0.0-360.0: 45.0
测试单位:
测试类型: TYPE C
环境温度:
测 试 员:

Gamma 平面（°）:0.0-90.0:1.0
测试设备: GPM-1600
测试距离: 7.517 m
环境湿度:
核 验: